

# Facebook: How to Log-on and Worship Together

Now that the regulations around COVID-19 state that people can no longer gather in groups greater than ten, we will be moving to a totally online, virtual worship experience. Beginning Sunday, March 22, you will be able to tune in and experience Sunday worship from the comfort of your own home. We will begin the Facebook Live at 10:00am.

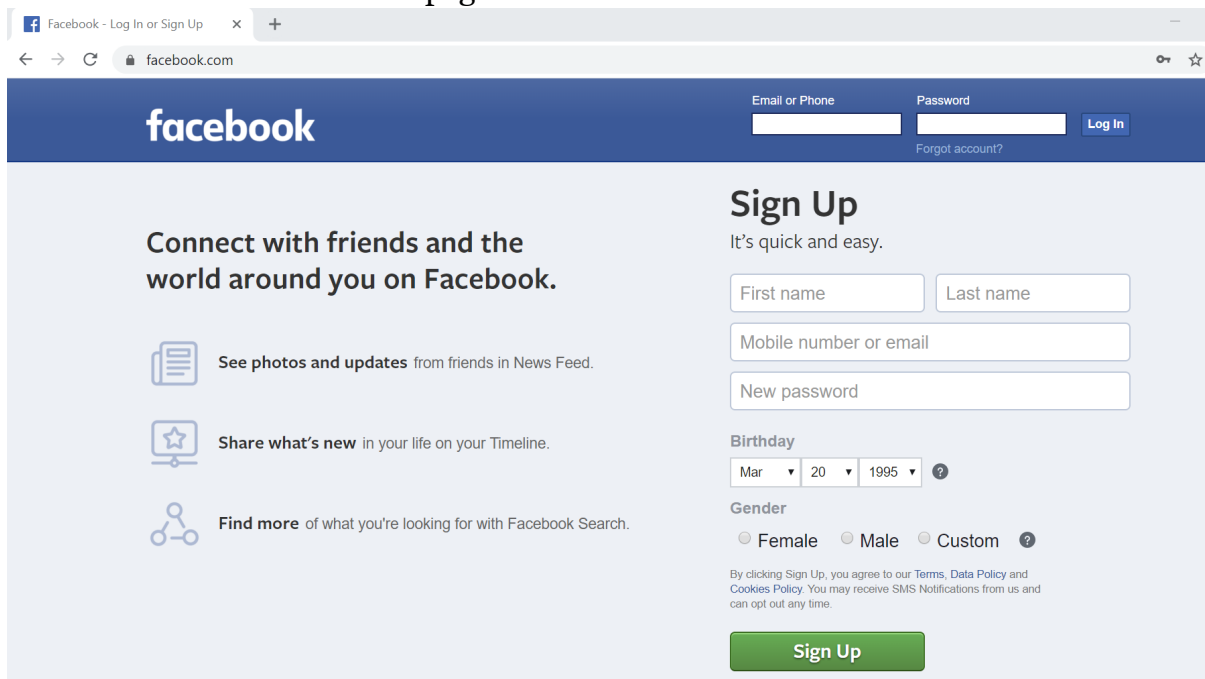
If you miss the livestream, the video will be posted on Atonement's Facebook page along with a link in our church website, [atonementdenver.org](http://atonementdenver.org).

If you are you are new to Facebook, need a refresher, or don't even have an account, then the following instructions will get you all set up to enjoy Sunday worship.

1. Open your web browser on your computer such as Chrome, Safari, Edge, etc. (You can also open the Facebook app on your smartphone or tablet)

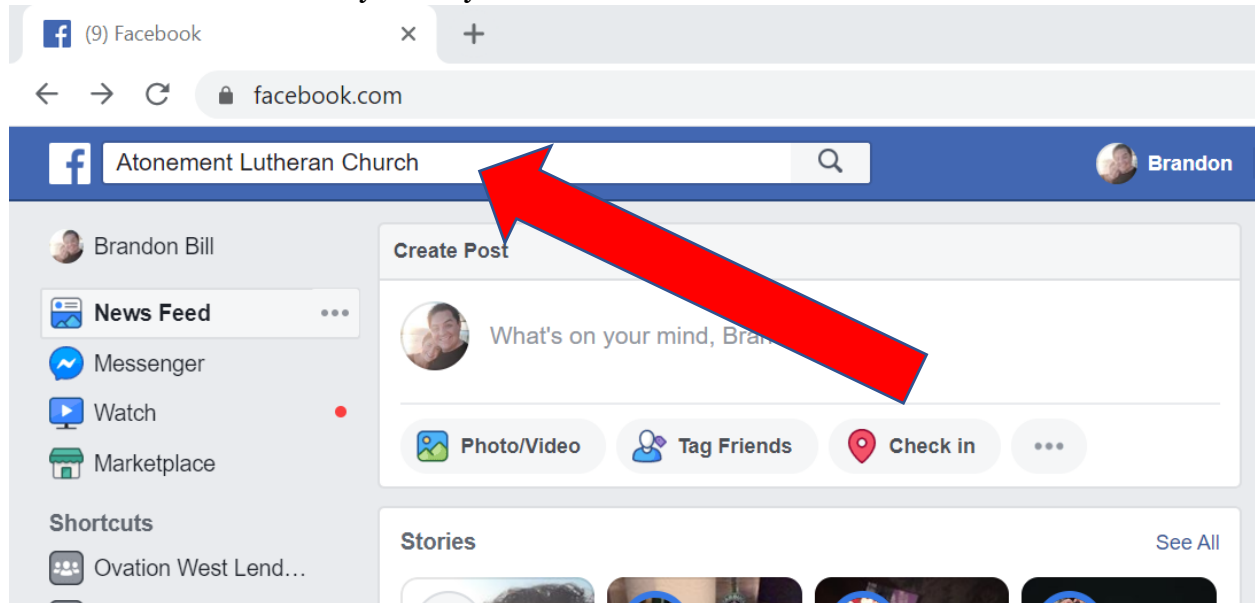
2. In the search bar, type Facebook.com

3. You will be directed to this page:

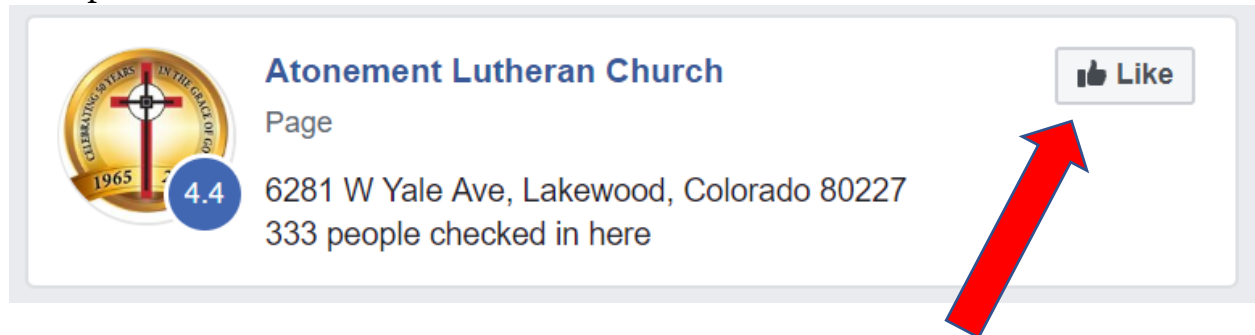
A screenshot of the Facebook website's login and sign-up interface. At the top, there is a navigation bar with the Facebook logo on the left and login fields for 'Email or Phone' and 'Password' on the right, along with a 'Log In' button and a 'Forgot account?' link. Below the navigation bar, the page is split into two main sections. On the left, there is a section titled 'Connect with friends and the world around you on Facebook.' with three bullet points: 'See photos and updates from friends in News Feed.', 'Share what's new in your life on your Timeline.', and 'Find more of what you're looking for with Facebook Search.' On the right, there is a 'Sign Up' section with the subtext 'It's quick and easy.' and several input fields: 'First name', 'Last name', 'Mobile number or email', and 'New password'. Below these fields are sections for 'Birthday' (with dropdowns for month, day, and year) and 'Gender' (with radio buttons for Female, Male, and Custom). At the bottom of the sign-up section, there is a small disclaimer about terms and conditions, and a large green 'Sign Up' button.

- a. If you already have an account, just sign in at the top of the page with your usual credentials
- b. If you do not have a Facebook account yet, simply input your information in the areas underneath "Sign Up"
- c. Once you create your profile, you can personalize your page with your picture and many other bits of information about yourself. **REMEMBER:** you do not have to publish your personal information if you do not want to

4. Once on your main page, click on the search bar and type in Atonement Lutheran Church and hit Enter on your keyboard.



You will then see multiple options for Atonement Lutheran Church, so locate and click on this option:



5. Click on the "Like" button

6. No feel free to explore the Atonement Facebook page! Once the Facebook Live begins on Sunday at 10:00am, you receive a notification through Facebook. Click on that and you'll be streaming the service.

If you have any questions, please feel free to contact the church office at 303-985-1122 or email Brandon Bill, [atonementbrandon@gmail.com](mailto:atonementbrandon@gmail.com)